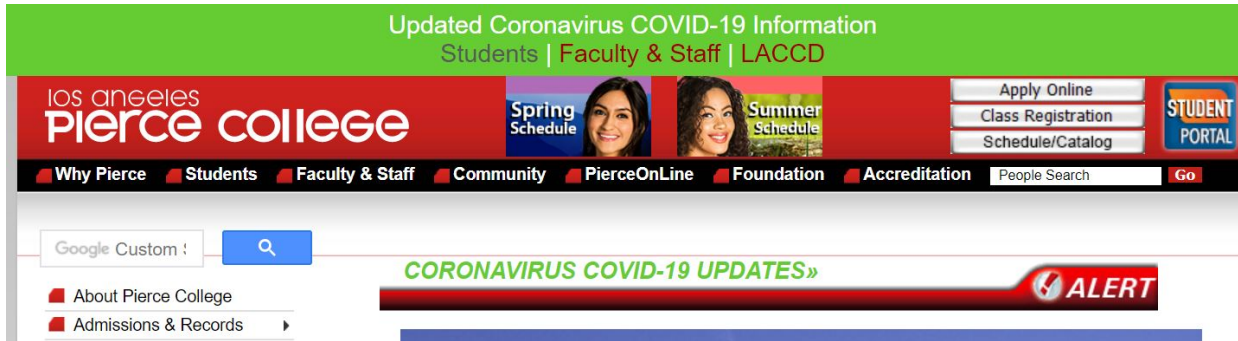
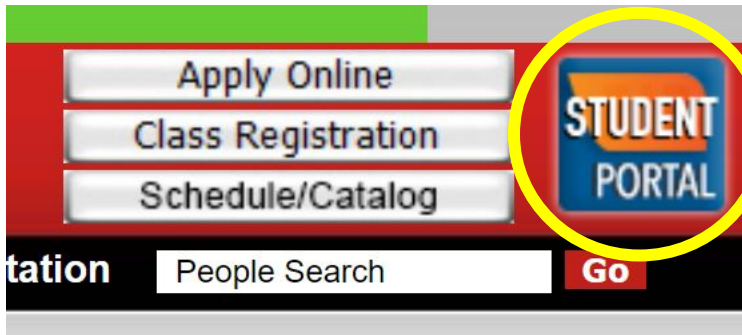


# HOW TO ACCESS YOUR STUDENT EMAIL

1. Go to the Los Angeles Pierce College main webpage at [www.piercecollege.edu](http://www.piercecollege.edu)



2. Click on the blue and orange Student Portal icon



3. Type in your student I.D. number and password to sign in. If you need to reset your password, contact [onlinehelp@piercecollege.edu](mailto:onlinehelp@piercecollege.edu).



**Free Online and In-person Tutoring!**  
Available now, live 24/7 online ESL, English, Writing, Math, and Statistics tutoring.  
To meet with an online tutor, click on the "Online Tutoring" button or visit the Learning Resource Center for in-person tutoring.

Sign in with your organizational account










  

Sign in

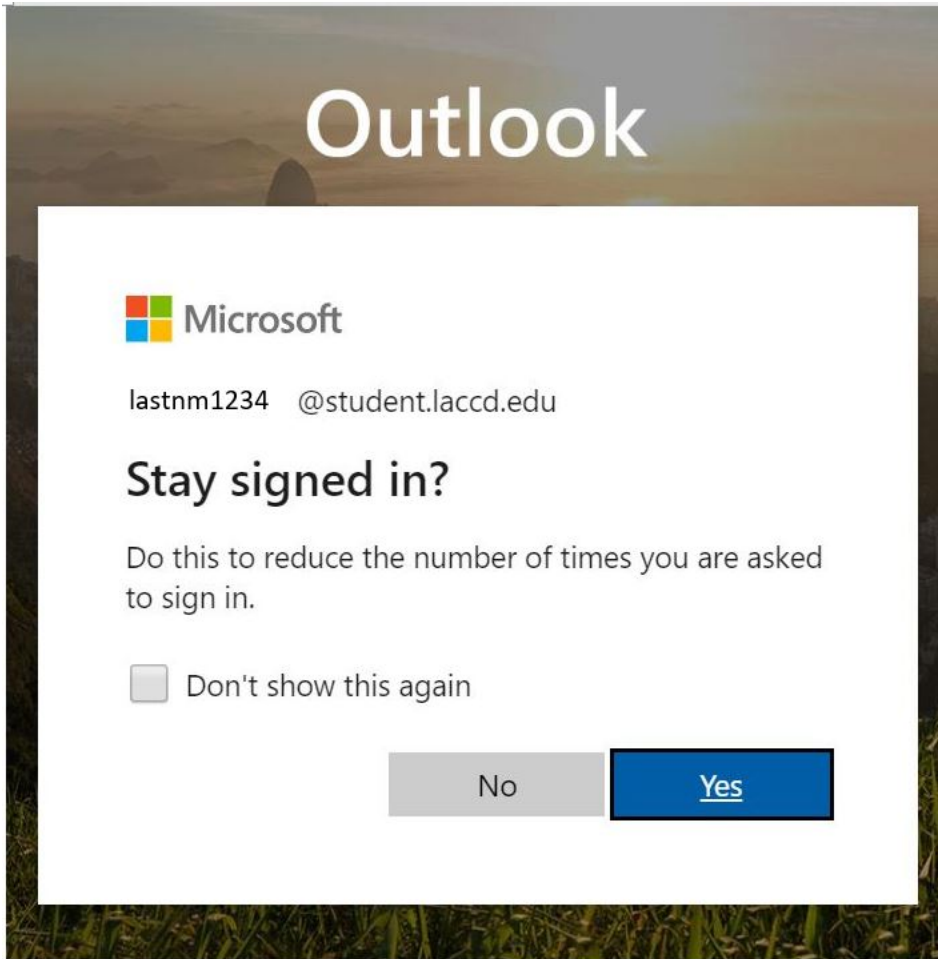
1st time signing in? [Click here.](#)  
Forget your password? [Click here.](#)  
New Microsoft forget your password? [Click here.](#)

4. From your Student Homepage, click on the Mail Outlook tile

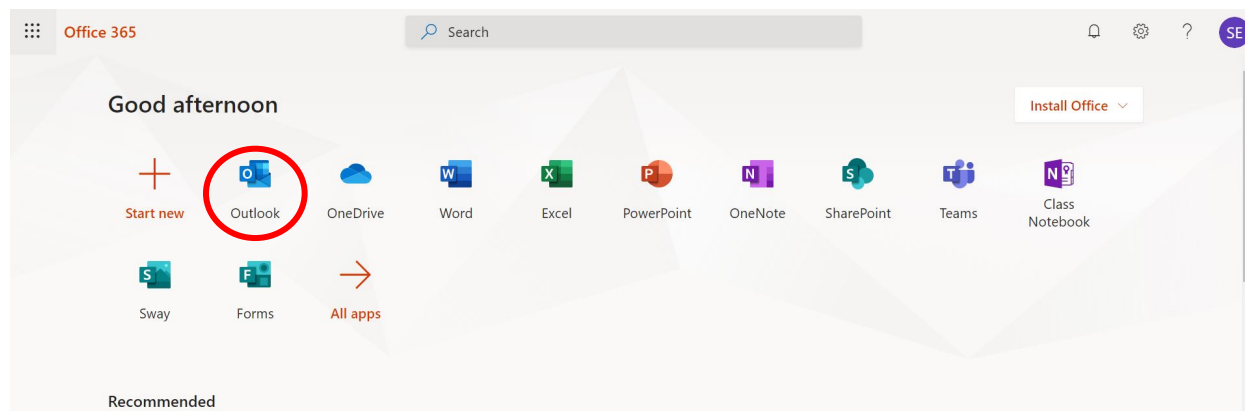
▼ Student Homepage

<b>Academic Records</b> 	<b>Manage Classes</b> 	<b>Canvas</b> 
<b>Student Account</b>  Amount Due \$0.00 USD	<b>To-Do's List &amp; Holds</b>  1 To Do's	<b>Financial Aid &amp; Scholarships</b> 
<b>Mail - Outlook</b> 	<b>Key Links &amp; Help</b> 	<b>Online Counseling &amp; Live Chat</b> 

5. Note your student email address ending with '@student.laccd.edu' at the top of this window. Please write this address down in case you need to reset your password in the future. You can choose Yes to stay signed in or No if it is a shared computer.



6. If you see this screen below, click on the Outlook icon



7. You should be able to see your student email inbox now. Your instructors will give you instructions on how to find your online classes with them.